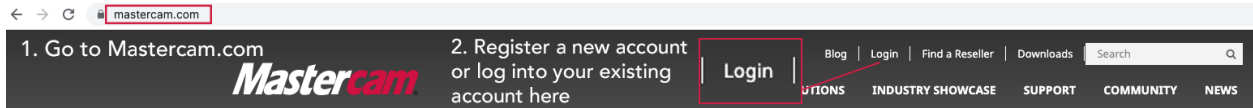
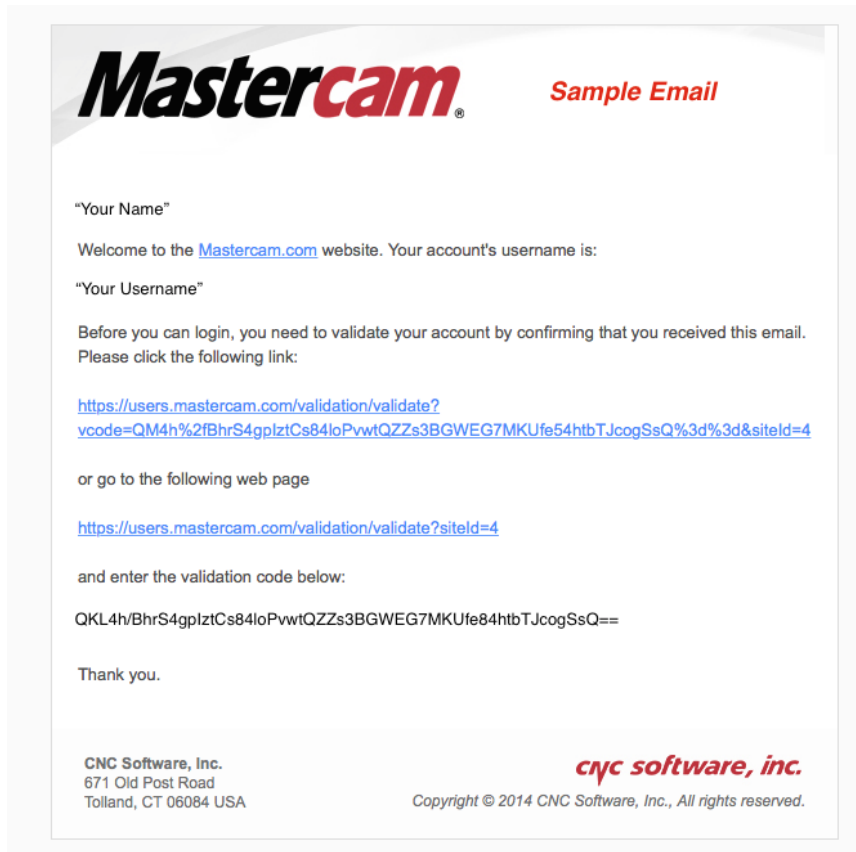


Create a new account or login to your existing account at Mastercam.com



Please Note: MCAM Northwest does not have access to any account information at www.mastercam.com. If you have lost your login credentials, click "Login" and follow the prompts for "Forgot Username" and/or "Forgot Password" to gain access to your account.

A. If you are new to Mastercam.com, validate your new account by following the instructions in the email received.



Once your account is validated, log in using your new ID and the password that you created during registration. You will be prompted to link your account with your Mastercam SIM.

Under Account & Contact info, scroll to the bottom of the page and select **Link Your Account**:

Link Your Account ← **Step 1** ← **Step 2**

You are currently linked to:
Accurate Aerospace (Fake Company)

Linking allows us to associate your Mastercam.com user with a Mastercam customer account. Mastercam customers gain access to additional features on Mastercam.com, including user forums and product downloads. Customers with active Mastercam maintenance will gain access to even more great features, including a knowledgebase, tutorials, webinars, and documentation.

Link Your Account

To link your account with Mastercam installed, from the File tab select “Community”, then “Link Account” to create the Linking Code:

The screenshot shows the Mastercam software interface. On the left is a blue sidebar with a 'Community' button highlighted. The main window displays the 'Community' page with a 'Link Account' button highlighted. A 'Linking Code' dialog box is open, showing a green checkmark and the text 'Linking code generated successfully!'. The dialog box contains a text field for the linking code, which is highlighted with a red box. Below the text field are instructions on how to link the account and a 'Copy' button. At the bottom of the dialog box are 'Copy', 'Save', and 'Close' buttons.

Community

Link on Mastercam.com
Link your Mastercam installation to your Mastercam.com user account to enjoy additional customer-only benefits.

Linking Code

Linking code generated successfully!

Linking code: [Text Field]

To link to your Mastercam.com account:

1. Use the Copy button in this dialog to copy the Linking code.
2. [Log in or register an account at www.mastercam.com.](http://www.mastercam.com)
3. Access your user profile.
4. Paste the Linking code into the corresponding Linking Code field on the website.

If you do not have internet access on your Mastercam workstation, use the Save button to save the Linking code to a text file for use later on a system with internet access.

[Learn more about the benefits of linking on Mastercam.com](#)

Copy Save Close

Mastercam Knowledge Base

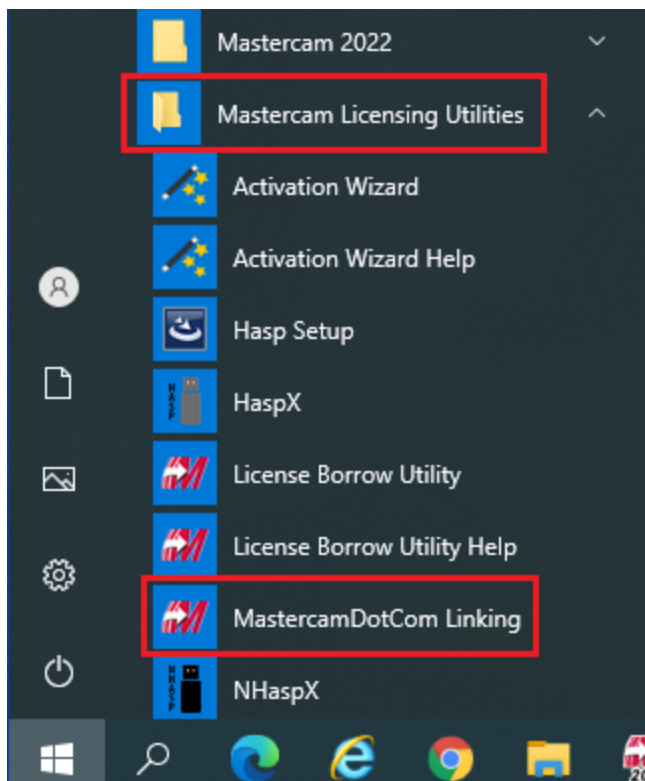
If you do not have Mastercam installed, you must access and download the Mastercam Licensing Utilities from here:

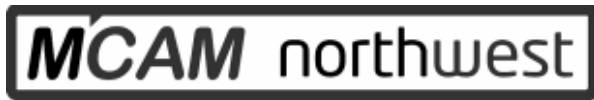
<https://www.mastercam.com/en-us/Support-Downloads-Divers-and-Applets>

Utilities

Item / Description	Posted	Size	Info
Mastercam Activation Wizard Setup	06/23/20	170MB	Info
System Inspector Utility	05/28/20	2MB	Info
MastercamDotComLinking.exe	02/25/14	3MB	Info

From the Windows Start menu, open the MastercamDotCom Linking utility and create the Linking Code:





Providing Digital Manufacturing Solutions to the Northwest

MCAM Northwest, Inc.

19136 S Molalla Ave
Oregon City, OR 97045

www.mcamnw.com

(503) 653-5332

customer@camnw.com

Once you have generated a linking code, navigate back to Mastercam.com. Copy the Linking code into the **Account Link Code** edit field and click the **link my account** button.

If the computer running Mastercam does not have access to the internet, then save the code generated to a text file and then you can finish this process on another computer by just cutting and pasting the linking code from the saved text file into the dialog box.

Once your account has been linked successfully, you should now have access to customer-only portions of the website, including Mastercam downloads, Mastercam Forum, and Knowledge base.

*Please Note: You **MUST** have current maintenance to run the current version of Mastercam. If you are having problems registering or linking please email us at support@camnw.com or call us at (503) 653-5332.*